

Level Crossings

NetworkRail

They're not time wasters. They're life savers.

- Look both ways and listen
- Obey signs
- Don't stop on a crossing
- Ensure your exit is clear before crossing
- Trains can come from both directions
- Don't rely on the timetable to assume a train is not coming
- If you see or hear a train coming, do not cross
- Never leave the gates open
- Call railway staff back, if you have been asked to do so

When crossing with a vehicle or animals consider:

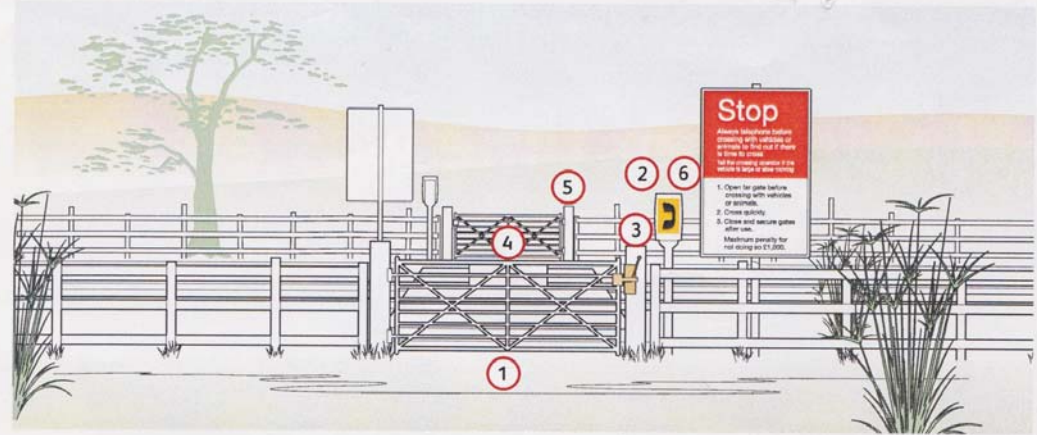
- How long will it take to cross
- How heavy is your vehicle and its load
- The clearance of your vehicle, will it hit the power lines above, or will it ground
- Are animals likely to stray on the railway









National Helpline 08457 11 41 41
networkrail.co.uk/levelcrossings

Helping Britain run better

User worked crossing with telephone



How to use the crossing

-  **STOP** Stop, look both ways and listen to check if a train is coming. If a train is coming wait in a safe place.
-  You must use the telephone to get permission to cross if crossing with vehicles or animals.
-  When you have permission to cross, open the gates on both sides of the railway.
-  Cross quickly and stay alert, do not stop on the crossing.
-  Close both gates after crossing, never leave them open.
-  You must telephone railway staff when you have finished crossing if they asked you to.

Pedestrians

- Stop, look both ways and listen.
- Ensure you have enough time to cross safely, cross quickly and stay alert.
- Close the gates behind you, never leave them open.